



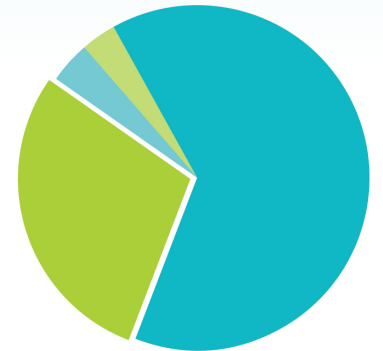
Meals on Wheels Foundation
of Northern Illinois



SPECIAL REPORT
YOUR FY23 IMPACT

2022 FINANCIAL REPORT

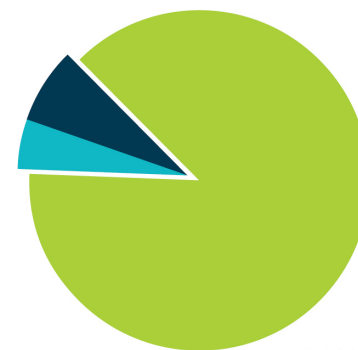
Contributions & Grants



INCOME

74%	Contract Revenue	\$7,036,764
19%	Contributions & grants	\$1,827,752
4%	Client Contributions	\$389,168
3%	Contributed rent	\$329,243

\$9,582,927



Program Services

EXPENSES

88%	Program Services	\$7,836,775
5%	Administration	\$470,488
7%	Fundraising	\$639,100

\$8,946,363

OUR VOLUNTEERS

Meals on Wheels volunteers do more than deliver meals to doorsteps. They are sometimes the only human connection seniors experience each day. The relationships they build become literal lifelines for older neighbors and people with disabilities.



1,305
VOLUNTEERS



50,000 
volunteer hours
contributed to prep
and deliver meals




Your neighbors Earl and Jeannie began volunteering in April 2020. *"We figured we could sit home or we could be part of the solution,"* Earl says. *"People need to eat."*

Other ways our volunteers support MOWF and get involved:

- Delivering **meals to seniors** at any of our sites in Cook, Will, Grundy or Kendall counties.
- Assembling **Senior Care Bags** that include items like lip balm, socks, hard candy and travel-sized moisturizer and toothpaste, as well as notes of friendship.
- Providing a **home spruce-up** by raking, washing outside windows, picking up trash, planting and landscaping.
- Creating **greeting cards** to celebrate birthdays and holidays and let seniors know someone is thinking about them.
- Making **fleece-tie blankets** to keep seniors warm and cozy.

SENIOR HUNGER AND ISOLATION

Our nation's older adult population is growing exponentially leaving more and more Americans at risk of hunger and isolation.



1 IN 4
AMERICANS IS 60+
with 12,000 more
turning 60 every day

633,837 Illinois older adults are food insecure, with an income of **\$234 a week** or less, which, after housing, utility and medical expenses, leaves very little for food.



1 IN 2 SENIORS LIVING ALONE
LACKS THE INCOME
TO PAY FOR BASIC NEEDS



SERVICES PROVIDED IN FISCAL YEAR 2023


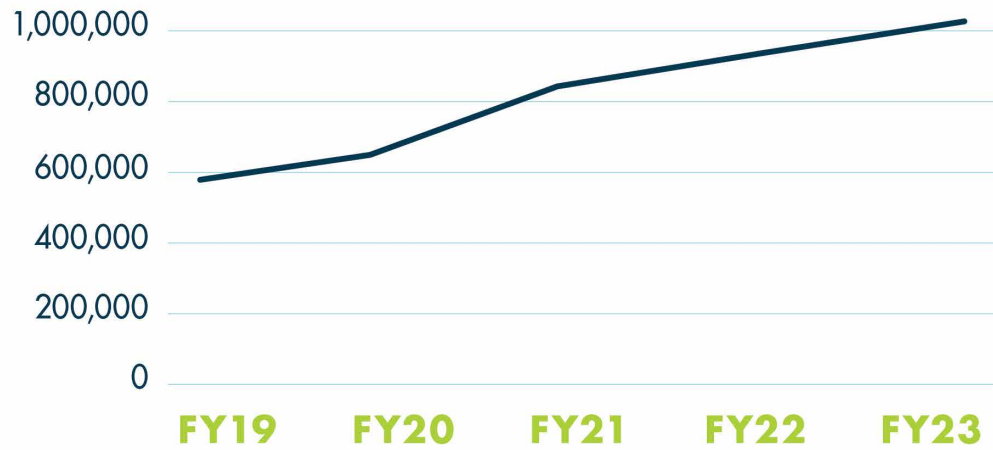
TOTAL SENIORS SERVED
9,557

TOTAL MEALS SERVED
1,035,377

Home-Delivered
915,709

Café Dining
119,668

MEALS DELIVERED



Expanded our programs to offer additional socialization opportunities for older adults such as exercise classes, games, and more.



Launched Restaurant "Dine Around Town" partnerships with local restaurants to provide delicious, nutritious meals to community members over age 60!